

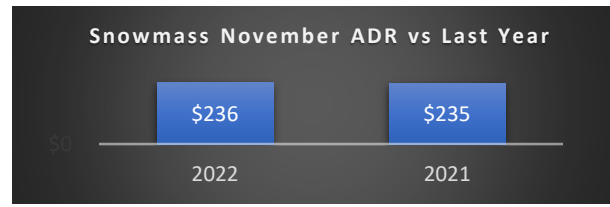
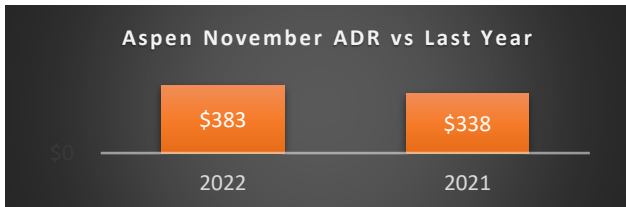
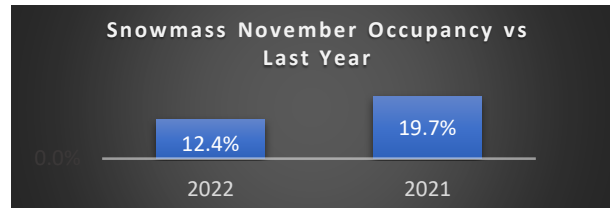
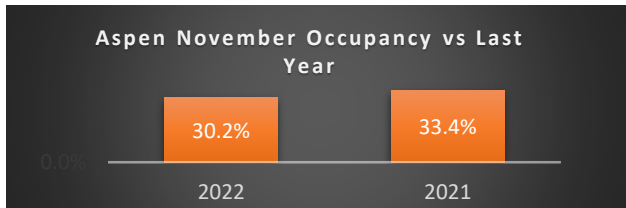
RESERVATIONS ACTIVITY REPORT

Executive Summary



Destination: Aspen & Snowmass

Period: Bookings as of November 30, 2022



Aspen			
November Performance	2022	2021	Year over Year % Diff
Paid Occupancy	30.2%	33.4%	-9.7%
ADR	\$383	\$338	13.2%
RevPar	\$116	\$113	2.3%
Paid & Unpaid Occupancy	32.7%	39.7%	-17.8%
Booking Pace	7.2%	8.0%	-9.0%
Next Month Performance (December)			
	2022	2021	Year over Year % Diff
Paid Occupancy	52.5%	57.1%	-7.9%
Winter Season to Date (Nov-Apr)			
	2022	2021	Year over Year % Diff
Paid Occupancy	41.8%	40.3%	3.7%
ADR	\$914	\$809	13.1%
RevPar	\$383	\$326	17.3%

Snowmass			
November Performance	2022	2021	Year over Year % Diff
Paid Occupancy	12.4%	19.7%	-37.4%
ADR	\$236	\$235	0.3%
RevPar	\$29	\$46	-37.2%
Paid & Unpaid Occupancy	22.4%	28.4%	-20.9%
Booking Pace	5.6%	7.4%	-23.8%
Next Month Performance (December)			
	2022	2021	Year over Year % Diff
Paid Occupancy	42.1%	48.2%	-12.6%
Winter Season to Date (Nov-Apr)			
	2022	2021	Year over Year % Diff
Paid Occupancy	43.3%	44.8%	-3.4%
ADR	\$625	\$556	12.4%
RevPar	\$270	\$249	8.6%

Aspen & Snowmass Combined			
Paid Occupancy	2022	2021	Year over Year % Diff
November Performance	21.7%	28.8%	-24.6%
Next Month Performance (December)	47.6%	53.4%	-10.7%
Winter Season to Date (Nov-Apr)	42.5%	42.3%	0.6%