

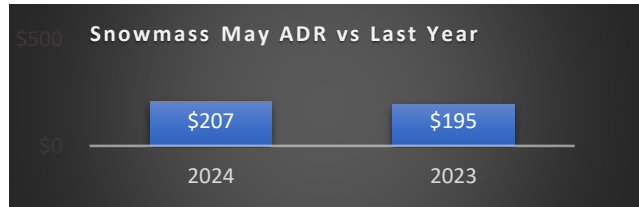
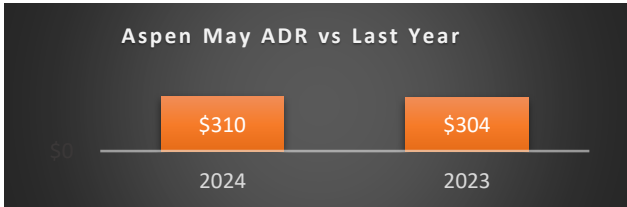
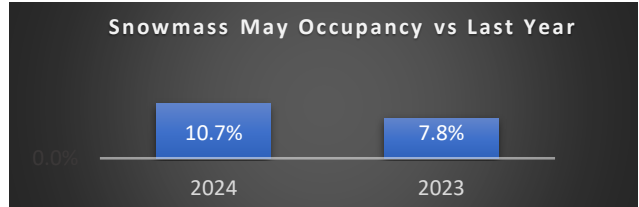
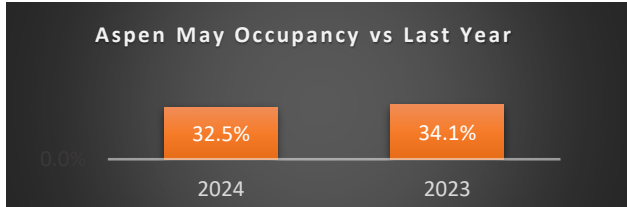
# RESERVATIONS ACTIVITY REPORT

## Executive Summary



Destination: Aspen & Snowmass

Period: Bookings as of May 31, 2024



Aspen			
May Performance	2024	2023	Year over Year % Diff
Paid Occupancy	32.5%	34.1%	-4.6%
ADR	\$310	\$304	2.0%
RevPar	\$101	\$104	-2.8%
Paid & Unpaid Occupancy	34.8%	34.0%	2.3%
Booking Pace	6.7%	5.7%	16.7%
Next Month Performance (June)			
	2024	2023	Year over Year % Diff
Paid Occupancy	57.4%	55.8%	3.0%
Summer Season to Date (May-Oct)			
	2024	2023	Year over Year % Diff
Paid Occupancy	37.7%	35.7%	5.5%
ADR	\$665	\$689	-3.5%
RevPar	\$250	\$246	1.8%

Snowmass			
May Performance	2024	2023	Year over Year % Diff
Paid Occupancy	10.7%	7.8%	37.2%
ADR	\$207	\$195	6.1%
RevPar	\$22	\$15	45.7%
Paid & Unpaid Occupancy	18.4%	13.3%	38.4%
Booking Pace	4.2%	3.4%	22.7%
Next Month Performance (June)			
	2024	2023	Year over Year % Diff
Paid Occupancy	34.9%	37.6%	-7.3%
Summer Season to Date (May-Oct)			
	2024	2023	Year over Year % Diff
Paid Occupancy	22.2%	21.8%	2.1%
ADR	\$302	\$307	-1.5%
RevPar	\$68	\$67	0.8%

Aspen & Snowmass Combined			
Paid Occupancy	2023	2022	Year over Year % Diff
May Performance	23.2%	20.6%	12.7%
Next Month Performance (June)	46.7%	46.9%	-0.4%
Summer Season to Date (May-Oct)	30.5%	28.9%	5.2%