

NONPROFIT & GOVERNMENT





All Nonprofit Organizations and Government bodies are extended the minimum annual investment amount of \$626 regardless of size or budget.

**TOTAL ANNUAL MEMBERSHIP
\$626**

SOLE PROPRIETOR & POP-UP

A one-person business membership is available to business owners in the Roaring Fork Valley, owned and operated by one person. A pop-up business membership is available for seasonal businesses.

**TOTAL ANNUAL MEMBERSHIP
\$565**

-  @AspenCommunity
-  @aspen_chamber
-  aspen-chamber-resort-association
-  @AspenCO

www.aspenchamber.org

 **ACRA** DEFY ORDINARY
ASPEN CHAMBER RESORT ASSOCIATION
DESTINATION MANAGEMENT | MEMBER SERVICES | SPECIAL EVENTS | VISITOR SERVICES

2021 FAIR-SHARE MEMBERSHIP DUES

PROFESSIONAL & REAL ESTATE

Business Base Fee:	\$626
(One professional, agent or, broker)	
\$190 for each additional professional/broker	
Number of additional professionals _____ X \$190 each	\$ _____
\$85 for each staff person, clerical, support, bookkeeping, etc.	
Number of staff _____ X \$85 each	\$ _____
TOTAL ANNUAL INVESTMENT	\$ _____

Aspen chamber memberships use a Fair-Share dues structure, set by the board of directors. Businesses are not required to provide financial information for status.

Employees must work 20+ hours/per week to qualify for a ski pass discount.

Memberships are considered a tax-deductible business expense.





LODGING & PROPERTY MANAGEMENT

Number of Pillows * _____

*The maximum number of guests that can be accommodated at any one time. X \$8 per pillow

Minimum Investment: \$626

TOTAL ANNUAL INVESTMENT \$ _____

** King, Queen, Full = 2 Pillows
Single, Sofa Bed, Pullout = 1 Pillow.

Aspen chamber memberships use a Fair-Share dues structure, set by the board of directors. Businesses are not required to provide financial information for status.

Employees must work 20+ hours/per week to qualify for a ski pass discount.

Memberships are considered a tax-deductible business expense.

BUSINESS & SERVICE

Entertainment, Financial, Insurance, Recreation, Restaurant, Retail

A. SQUARE FEET (Interior)	FACTOR	C. EMPLOYEES	FACTOR
10,001 sq. ft. and over	6	51 and over	15
6,001 - 10,000 sq. ft.	5	19 - 50	12
3,001 - 6,000 sq. ft.	4	13 - 18	9
1,251 - 3,000 sq. ft.	3	10 - 12	7
600 - 1,250 sq. ft.	2	7 - 9	5
Less than 600 sq. ft.	1	4 - 6	3
		1 - 3	1

B. ANNUAL GROSS REVENUE FACTOR

\$2,000,001 and over	15
\$1,000,001 - \$2,000,000	11
\$ 500,001 - \$1,000,000	9
\$ 200,001 - \$ 500,000	7
\$ 100,001 - \$ 200,000	5
\$ 50,001 - \$ 100,000	3
\$ 25,001 - \$ 50,000	2
\$ 25,000 and under	1

D. REAL ESTATE FACTOR

Owned	5
Leased	1
Home Based Business	2

TOTAL # OF FACTORS	TOTAL ANNUAL MEMBERSHIP
1 - 8\$ 626
9 - 12	\$ 925
13 - 16	\$1,235
17 - 20	\$1,550
21 - 24	\$1,850
25 - 28	\$2,250
29 - 32	\$2,750
33 - 36	\$3,250
37 - 40	\$3,750
41 & up	\$4,250

 **ACRA** DEFY ORDINARY
ASPEN CHAMBER RESORT ASSOCIATION
DESTINATION MANAGEMENT | MEMBER SERVICES | SPECIAL EVENTS | VISITOR SERVICES

